

COLOR TRENDS AND FEATURES

PLANK SIZE: 7" x 48" x 3 mm

TILE SIZE: 12" x 24" x 3 mm
18" x 36" x 3mm

CONSTRUCTION: 3 mm Flexible LVT

WEAR LAYER: 28 mil with MaxProtect®

INSTALLATION METHOD: Glue Down

PLANK PACKAGING: 35 SF/CTN

TILE PACKAGING: 36 SF/CTN


LIMITED WARRANTY: Lifetime Residential
30 Year Commercial




COOL

NEUTRAL


WARM



30194 Topsail 18" x 36"



30193 Kitty Hawk 18" x 36"



30142 Foggy Bottom 7" x 48"



30045 Carytown 7" x 48"



30056 Woodberry 7" x 48"



30073 Anacostia 12" x 24"




30095 Shadyside 7" x 48"



30192 Sullivan 12" x 24"



30191 Seabrook 12" x 24"



30195 Wrightsville 18" x 36"




30054 Canton 7" x 48"



30143 Georgetown 7" x 48"



30185 Germantown 7" x 48"




30108 Lynnhaven 7" x 48"



30053 Hampden 7" x 48"



30055 Pimlico 7" x 48"



30190 Kiawah 12" x 24"



30074 Bellevue 12" x 24"



30183 Roxborough 7" x 48"



30092 Lawrenceville 7" x 48"



30107 Sandbridge 7" x 48"



30125 Leola 7" x 48"



30141 Dupont Circle 7" x 48"



30106 Kempsville 7" x 48"



30126 Manheim 7" x 48"



30091 Carnegie 7" x 48"

30107 Sandbridge

Eastern Flooring Products® Heavyweight Swatch Sheet

Updated: 6/26/24